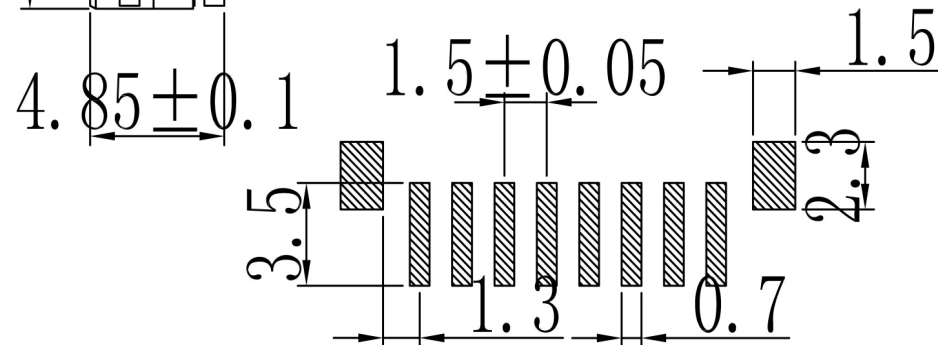
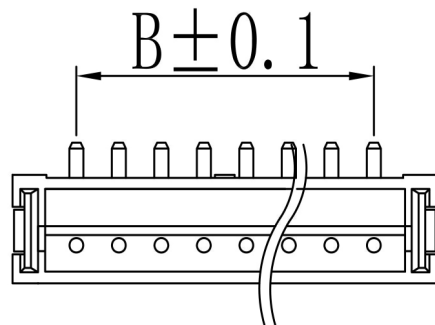
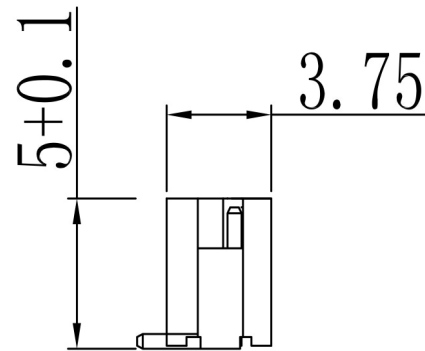
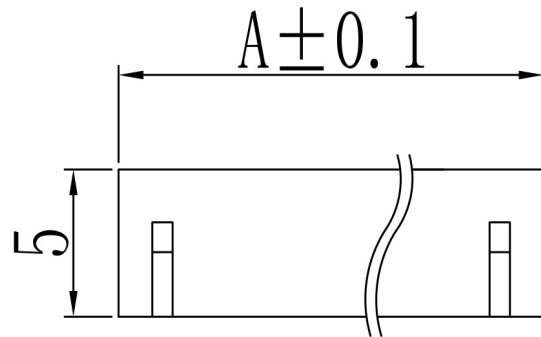
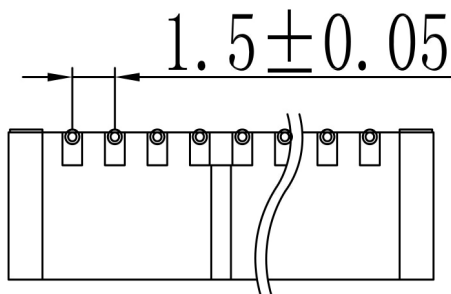


Edition	Date	Changes	Change order number	Changer
1.0	16.8.9	Original version		



Printing Schematic of PCB(Tolerance ± 0.05)



hole count	A	B
2	6.0	1.5
3	7.5	3.0
4	9.0	4.5
5	10.5	6.0
6	12.0	7.5
7	13.5	9.0
8	15.0	10.5
9	16.5	12.0
10	18.0	13.5
11	19.5	15.0
12	21.0	16.5
13	22.5	18.0
14	24.0	19.5
15	25.5	21.0
16	27.0	22.5

3		Solder lug	Phosphor Bronze		
2		Contact Pin	Brass		Tin-plating
1		Base.	LCP-UI94V.0		
Serial Number	Drawing number	Designation	Materials	Quantity	Notes
SHENZHEN KINGHELM ELECTRONIC CO., LTD		WWW.BDS666.COM		0755-83044319	
Dimensional Tolerance: $\pm 0.15\text{mm}$ Angle Tolerance: $\pm 3^\circ$		Drawn		Model	KH-ZH1. 5LF-04A
		Reviewed		scale	ITF
		Approved		unit	mm
		Supplier		page	of