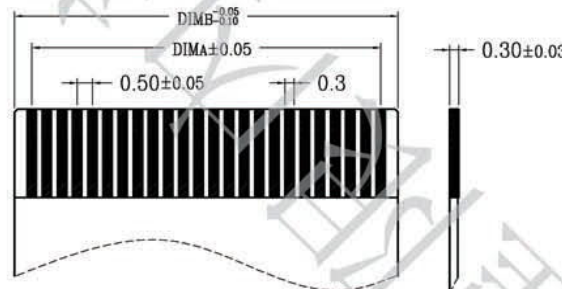
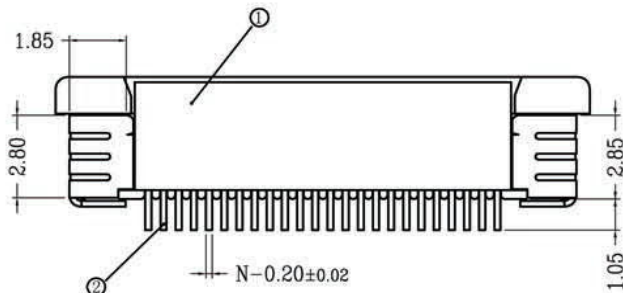
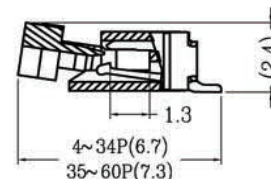
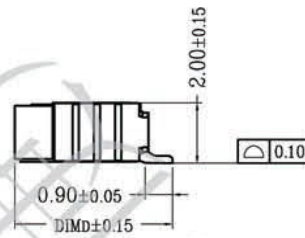
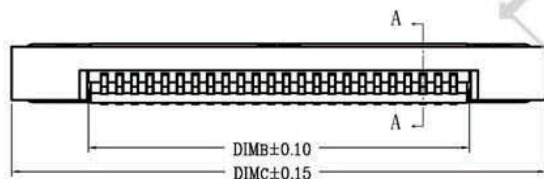
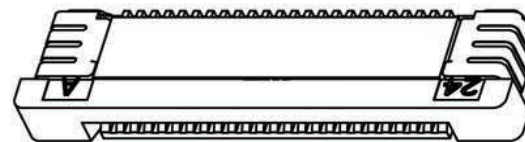
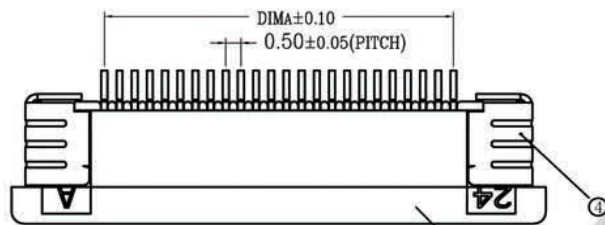
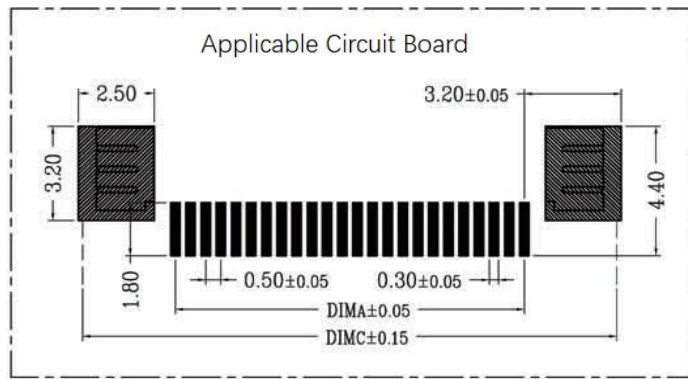


Serial Number	Designation	Material
①	0.5 Third-generation ZIF Rubber Core (H=2.0)	LCP UL94V-0 Natural Colour
②	0.5 Third-generation ZIF Lower Terminal (H=2.0)	Phosphor Bronze/Tin-plating Surface
③	0.5 Third-generation ZIF Rear Cover (H=2.0)	LCP UL94V-0 Black
④	0.5 Third-generation ZIF Soldering Terminal (H=2.0)	Brass/Tin-plating Surface



SECTION A-A

Applicable Flat Wire



Applicable Circuit Board

Technical Specifications:

1. The surface of plastic parts shall be smooth without burrs and obvious shrinkage, defects, cracks, etc.
2. Temperature Range: - 25 °C ~ 85 °C
3. Rated Voltage: 50V, AC/DC (Equivalent).
4. Contact Resistance: ≤ 0.03Ω.
5. Insulation Resistance: ≥ 500MΩ

Common tolerance
 X ±.60 XX ±.10
 X ±.20 XXX ±.05
 ANGLES ±1°

CKT	DIM A	DIM B	DIM C	DIM D	CKT	DIM A	DIM B	DIM C	DIM D
1	1.50	2.56	7.60	5.20	33	16.00	17.06	22.10	5.20
2	2.00	3.06	8.10		34	16.50	17.56	22.60	
3	2.50	3.56	8.60		35	17.00	18.06	23.10	
4	3.00	4.06	9.10		36	17.50	18.56	23.60	
5	3.50	4.56	9.60		37	18.00	19.06	24.10	
6	4.00	5.06	10.10		38	18.50	19.56	24.60	
7	4.50	5.56	10.60		39	19.00	20.06	25.10	
8	5.00	6.06	11.10		40	19.50	20.56	25.60	
9	5.50	6.56	11.60		41	20.00	21.06	26.10	
10	6.00	7.06	12.10		42	20.50	21.56	26.60	
11	6.50	7.56	12.60	43	21.00	22.06	27.10		
12	7.00	8.06	13.10	44	21.50	22.56	27.60		
13	7.50	8.56	13.60	45	22.00	23.06	28.10		
14	8.00	9.06	14.10	46	22.50	23.56	28.60		
15	8.50	9.56	14.60	47	23.00	24.06	29.10		
16	9.00	10.06	15.10	48	23.50	24.56	29.60		
17	9.50	10.56	15.60	49	24.00	25.06	30.10		
18	10.00	11.06	16.10	50	24.50	25.56	30.60		
19	10.50	11.56	16.60	51	25.00	26.06	31.10		
20	11.00	12.06	17.10	52	25.50	26.56	31.60		
21	11.50	12.56	17.60	53	26.00	27.06	32.10		
22	12.00	13.06	18.10	54	26.50	27.56	32.60		
23	12.50	13.56	18.60	55	27.00	28.06	33.10		
24	13.00	14.06	19.10	56	27.50	28.56	33.60		
25	13.50	14.56	19.60	57	28.00	29.06	34.10		
26	14.00	15.06	20.10	58	28.50	29.56	34.60		
27	14.50	15.56	20.60	59	29.00	30.06	35.10		
28	15.00	16.06	21.10	60	29.50	30.56	35.60		
29	15.50	16.56	21.60						
30	16.00	17.06	22.10						
31	16.50	17.56	22.60						
32	17.00	18.06	23.10						

SHENZHEN KINGHELM ELECTRONIC CO., LTD. WWW.BDS666.COM

KH-CL0.5-H2.0-54PIN 0755-83044319

TITLE		DR	
0.5 Pitch Third-generation ZIF R/A Lower Connector (H=2.0)		WANG TAO	
DWG NO.		CHKD	
2046-XXX		WU PENG	
Scale		APPD	
1:1	Unit mm	HUANG ZHIMING	
		SHEET SIZE REV	
		1 OF 1 A4 1	