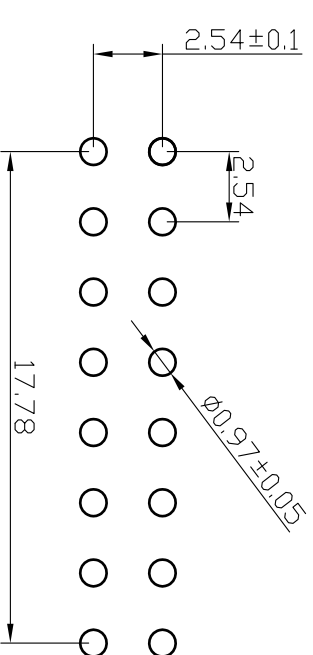
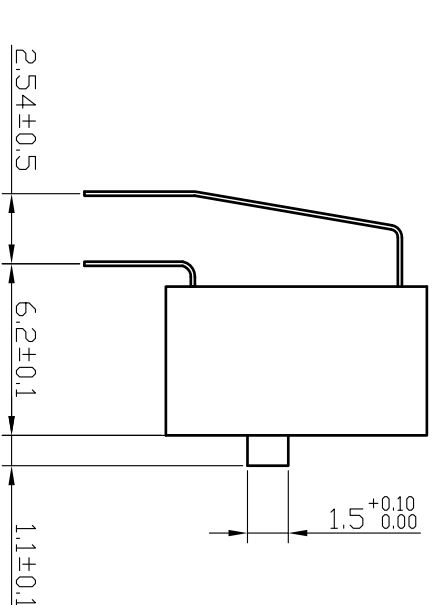
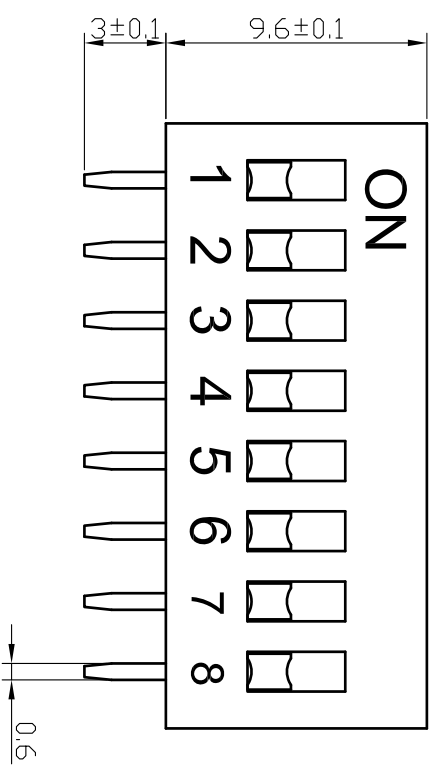


Flat Push Button (R)

Circuit Diagram



Uneven Push Button (E)

PCB Opening

**Switching Characteristics :**

1. Switching Capacity: 25mA at 24VDC
2. Insulation Resistance: 100M at 250VDC
3. Contact Resistance: 50 Ω Max
4. Insulation Strength: 500VAC /1min
5. Operating force: 1000gf Max
6. Electrical Life: 2000 Times
7. Applicable Temperature: -20°C to 70°C (Ice-free)
8. Soldering Requirements:

**Material :**

- Cover: PBT Plastic (Red or Blue)
- Base: PBT Plastic (Black)
- Operating Joystick: POM plastic (White)
- Potting: Epoxy Resin
- Terminal: Tin-plated Phosphor Bronze, Contact-plated 3 μ "(or All-gold plating 1μ ")
- Sealing Tape: Polyimide Kapton

- Manual welding: 320 for no more than 2 seconds. (Soldering Iron at 30 Watts Max.)
- Wave Soldering: 260 °C for no more than 5 seconds, and the switch is disconnected during soldering and cleaning.
9. The switch is disconnected when leaving the factory.

Model Description:											
DA	E	-08	R	-GA	T	/XXX					
Code of Terminal Bending	E Uneven Pushing	8	R Red B Blue N Black	GA All-gold GT Tin-gold	Optional Film Sticking	Additional Information					

				SHENZHEN KINGHELM ELECTRONIC CO., LTD.							
				WWW.BDS666.COM							
				Model: KH-BM2.54-8P-W							
Mark	Number of Revised	Revised Document Number	Signature	YY/MM/DD	Stage Mark	Weight	Scale	Dial Switch			
Designed		Standardization									
Checked						1	4: 1			DA□-08□	
Craft		Approval				Page in Total sheets in total					