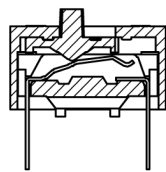
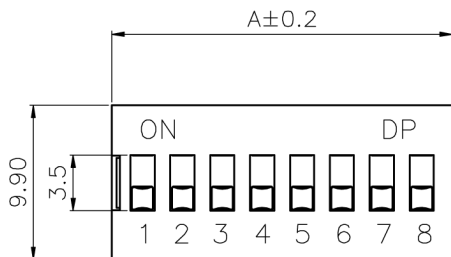


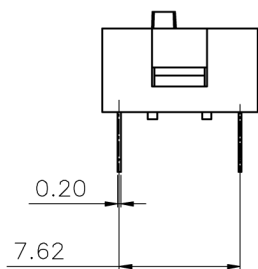
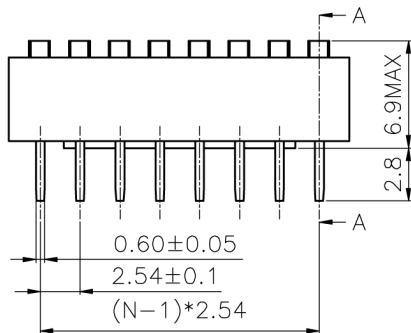
# Kinghelm®

Model : KH-BM2.54-8P

Serial No.	Modify Reason	Charting	Review	Approved



SECTION A-A



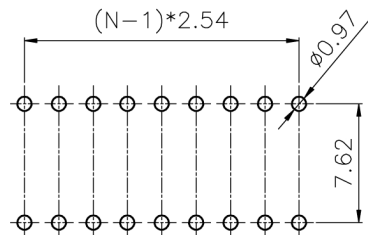
- **Electrical Characteristics**  
 When tested under the voltage of 24VDC and current of 25mA, it can be and plugged for 2000 times. Rated Current Not Often Switched by Circuit Changer: 100mA, Withstand Voltage 50VDC. Rated Current Often Switched by Circuit Changer: 25mA, Withstand Voltage 24VDC  
 Contact Resistance: Initial Value of 50mΩ Max  
 Insulation Impedance: 100m Ω, 500VDC Min  
 Dielectric Strength : 500VAC/1 minute  
 Interelectrode Capacitance: 5PF Max  
 Circuit: Single Contact With Single Selection

- **Mechanical Properties**  
 Operating force: 0.2kgf Max  
 Stroke of Push Button: 2.00mm  
 Operating Temperature: -20°C ~ +70°C  
 Storage Temperature: -40°C ~ +85°C

- **FEATURES**  
 Base: UL94V-0, PBT, Black  
 Upper Cover: UL94v-0, PBT, Red, Black, Blue  
 Push Button: UL94V-0, PBT, White  
 Terminal: Phosphor Bronze

Dimension

Position	DIM.A(mm)
2	6.64
3	9.18
4	11.72
5	14.2
6	16.8
7	19.34
8	21.88
9	24.42
10	26.96
12	32.04



RECOMMEND PCB LAYOUT(TOLERANCE=±0.05)

Dimensional Tolerance	Angle Tolerance	Projection		Product name
X. ±0.60	X. ±5°	Unit	mm	EDS switching space 2.54mm
.X ±0.38	.X ±3°	Paper size	A4	Product Series
.XX ±0.25	.XX ±2°	SHENZHEN KINGHELM ELECTRONIC CO., LTD.		Series KF1001
Drawing type	CUSTOMER		WWW.BDS666.COM	
Scale	1:1	Page	1/1	
Drawing Number	KF1001		KH-BM2.54-8P	
			0755-83044319	