



Ordering Information:

A2541WV-XP - *** - * - * - ***
 1 2 3 4 5

1.Part No.

2.Size(H):

- (blank): 2.54mm
- H15: 1.50mm
- H17: 1.70mm
- H20: 2.00mm
- H30: 3.00mm

3.Style:

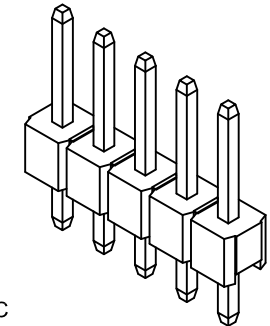
- (blank): Type 1
- K: Type 2

4.Material:

- (blank): PBT,UL94V-0
- GN: PBT,UL94V-0 (Green)
- NAT: PBT,UL94V-0 (Natural)
- 6T: Nylon 6T,UL94V-0
- GWT: Nylon 6T,UL94V-0,GWT 750°C

5.Finish:

- (blank): Gold over Nickel
- G10: Gold over Nickel(Au:10u")
- G15: Gold over Nickel(Au:15u")
- G30: Gold over Nickel(Au:30u")
- T: Tin over Nickel

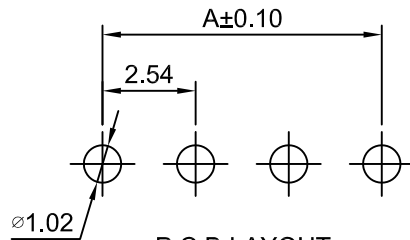


SPECIFICATIONS:

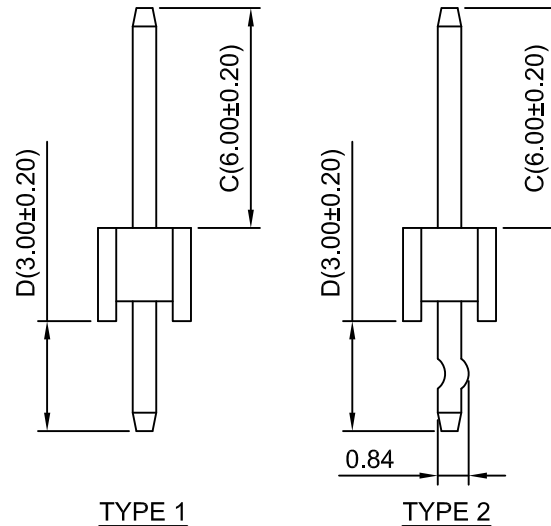
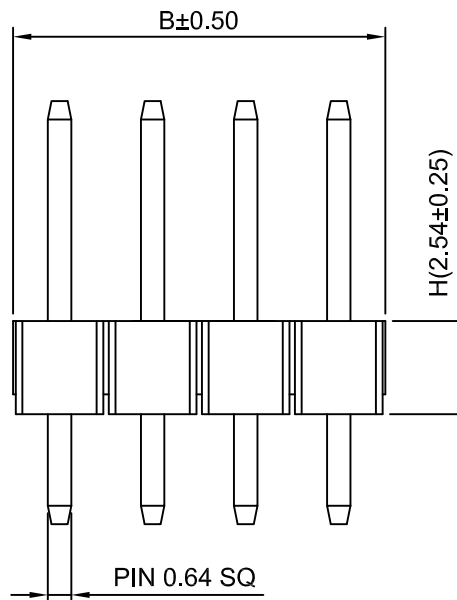
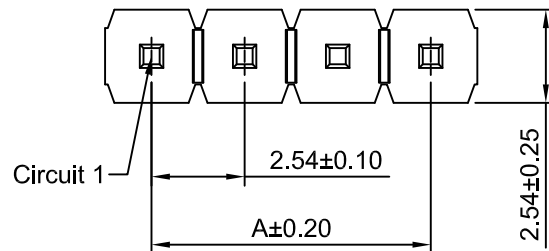
- Current Rating: 3A AC,DC
- Voltage Rating: 250V AC,DC
- Temperature Range: -40°C ~ +105°C
- Contact Resistance: 20mΩ Max
- Insulation Resistance: 1000MΩ Min
- Withstanding Voltage: 1500V AC/minute
- Pin Material: Brass/Gold over Nickel
- Material: PBT,UL94V-0 (Black)

Ordering Information & Dimensions

| Circuits | Dimensions (mm) | | Circuits | Dimensions (mm) | | Circuits | Dimensions (mm) | |
|----------|-----------------|-------|----------|-----------------|-------|----------|-----------------|--------|
| | A | B | | A | B | | A | B |
| 1P | --- | 2.54 | 15P | 35.56 | 38.10 | 29P | 71.12 | 73.66 |
| 2P | 2.54 | 5.08 | 16P | 38.10 | 40.64 | 30P | 73.66 | 76.20 |
| 3P | 5.08 | 7.62 | 17P | 40.64 | 43.18 | 31P | 76.20 | 78.74 |
| 4P | 7.62 | 10.16 | 18P | 43.18 | 45.72 | 32P | 78.74 | 81.28 |
| 5P | 10.16 | 12.70 | 19P | 45.72 | 48.26 | 33P | 81.28 | 83.82 |
| 6P | 12.70 | 15.24 | 20P | 48.26 | 50.80 | 34P | 83.82 | 86.36 |
| 7P | 15.24 | 17.78 | 21P | 50.80 | 53.34 | 35P | 86.36 | 88.90 |
| 8P | 17.78 | 20.32 | 22P | 53.34 | 55.88 | 36P | 88.90 | 91.44 |
| 9P | 20.32 | 22.86 | 23P | 55.88 | 58.42 | 37P | 91.44 | 93.98 |
| 10P | 22.86 | 25.40 | 24P | 58.42 | 60.96 | 38P | 93.98 | 96.52 |
| 11P | 25.40 | 27.94 | 25P | 60.96 | 63.50 | 39P | 96.52 | 99.06 |
| 12P | 27.94 | 30.48 | 26P | 63.50 | 66.04 | 40P | 99.06 | 101.60 |
| 13P | 30.48 | 33.02 | 27P | 66.04 | 68.58 | | | |
| 14P | 33.02 | 35.56 | 28P | 68.58 | 71.12 | | | |



P.C.B LAYOUT
TOLERANCE:±0.05



| REV | DESCRIPTION | DATE |
|-----|------------------------|------------|
| A4 | CHANGE THE DRAWING | 2020.09.02 |
| A3 | CHANGE THE DRAWING | 2020.01.13 |
| A2 | CHANGE THE INFORMATION | 2019.04.29 |
| A1 | UPDATED VERSION | 2018.03.30 |
| A0 | NEW RELEASE | 2009.05.10 |

| | | | | | |
|--|-------------|----------|--|--|--|
| SHENZHEN KINGHELM ELECTRONIC CO., LTD. | | | WWW.BDS666.COM | | |
| KH-A2541WV-14P | | | 0755-83044319 | | |
| Unit | Scale | Sheet | TITLE | | |
| mm | 5:1 | 1 of 1 | 2.54mm PLTCH 180° SINGLE ROW PIN HEADER | | |
| DRWN | CHK'D | APPR | | | |
| Dengchun Yi | Dlankul Wan | Jack Yin | DRAWING NO. | | |
| General Tolerances | | | THIRD ANGLE PROJECTION | | |
| x.xx±0.25 x.xxx±0.20 x.xxxx±0.15 ANGLES ±1° | | | | | |
| REV | | | | | |
| DATE | | | REV A4 | | |