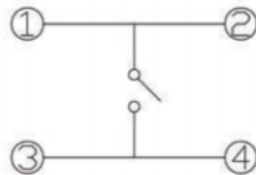
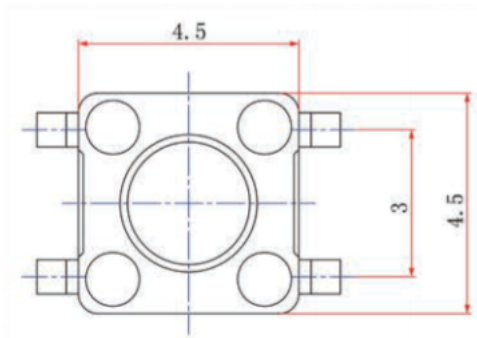
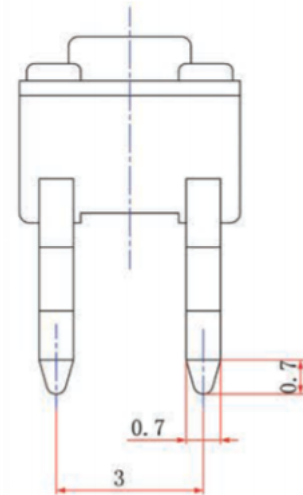
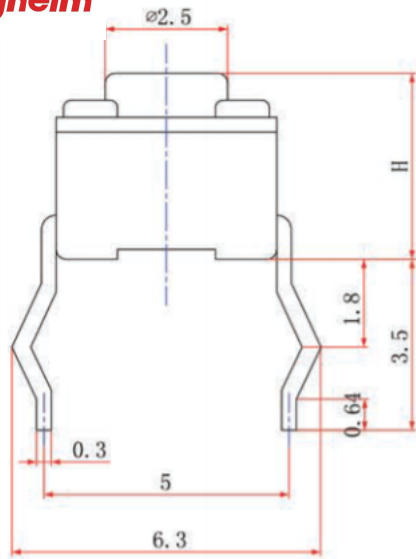
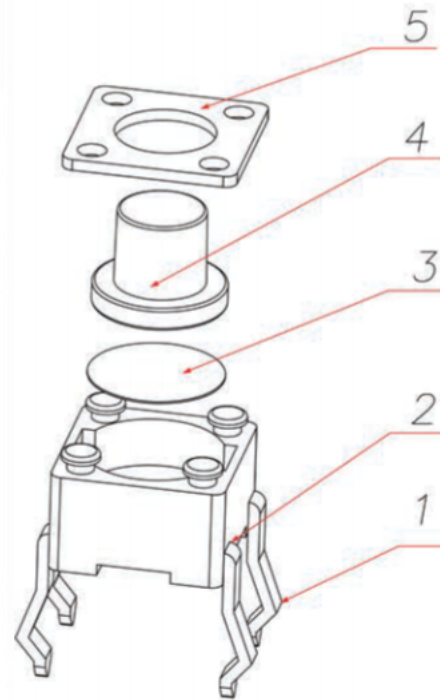


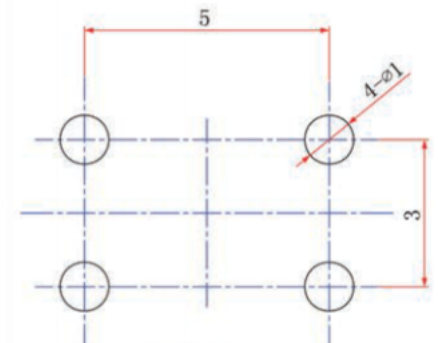
Kinghelm®



Circuit Diagram



Size Range	Unspecified Tolerance
0~3	±0.1
3~6	±0.15
6~9	±0.2
9~12	±0.25
12~15	±0.3



Circuit Board Hole Position

5	Cover	Brass	—	—
4	Hat Head	PA6T/PA66Black	—	—
3	Reed	Stainless Steel	—	—
2	Base	PPA/PA66Black	—	—
1	Inserts	Brass	Silver	—
DESCRIPTION	MATERIAL	COLOR	REMARK	

Shenzhen Kinghelm Electronics Co., Ltd www.kinghelm.net

KH-4.5X4.5X11H-TJ 0755-28190160

CUSTOMER COPY Title:4.5 Pin Type - Outline Drawing

TYPE NO

MATERIAL

DRAWING NO. ARAM3.608.024WX

SCALE 5:1 UNIT mm A4

ECN(DCN)NO.	REV	DATE	DESCRIPTION	CHANGE	APPRO.	GENERAL TOLERANCE UNLESS OTHERWISE NOTED
	PA	08/01/09				

DESIGN			
CHECK			
CHECK			
APPRO.			