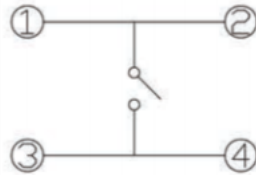
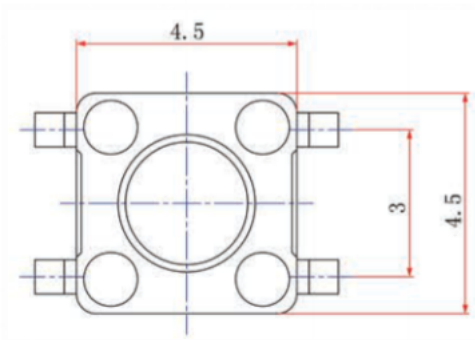
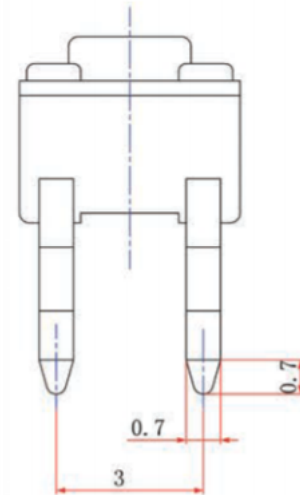
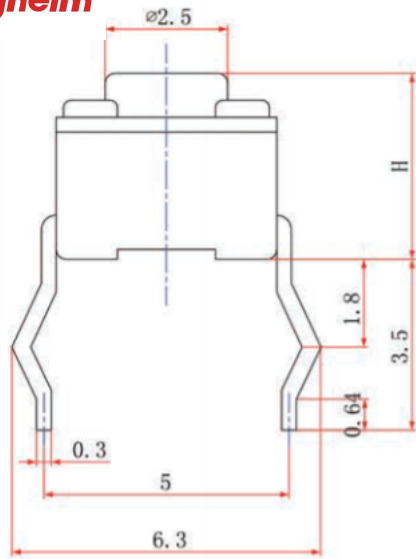
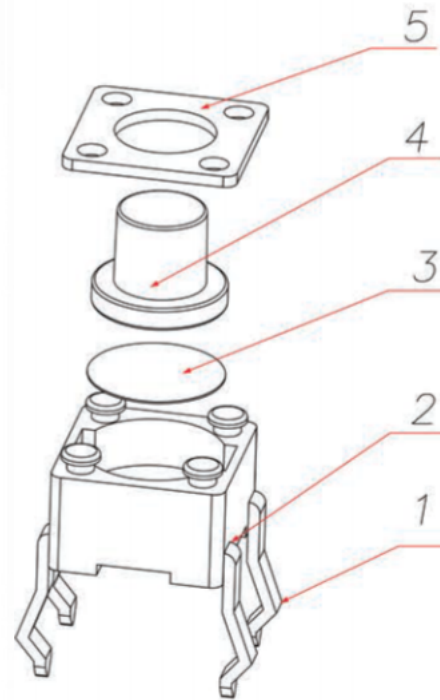


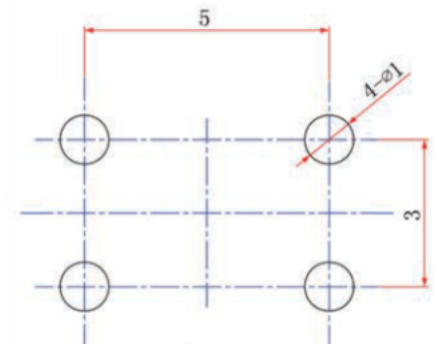
Kinghelm®



Circuit Diagram



Size Range	Unspecified Tolerance
0~3	±0.1
3~6	±0.15
6~9	±0.2
9~12	±0.25
12~15	±0.3



Circuit Board Hole Position

DESCRIPTION	MATERIAL	COLOR	REMARK
5 Cover	Brass	—	—
4 Hat Head	PA6T/PA66Black	—	—
3 Reed	Stainless Steel	—	—
2 Base	PPA/PA66Black	—	—
1 Inserts	Brass	Silver	—

Shenzhen Kinghelm Electronics Co., Ltd		www.kinghelm.net	
KH.4.5X4.5X4.3H-TJ		0755-28190160	
CUSTOMER COPY	Title:4.5 Pin Type - Outline Drawing		

ECN(DCN)NO.	REV	DATE	DESCRIPTON	CHANGE	APPRO.	GENERAL TOLERANCE UNLESS OTHERWISE NOTED	DESIGN	CHECH	CHECK	APPRO.	TYPE NO	MATERIAL	DRAWNG NO.	SCALE	UNIT	mm	A4
	PA	08/01/09											ARAM3.608.024WX	5:1	mm	A4	