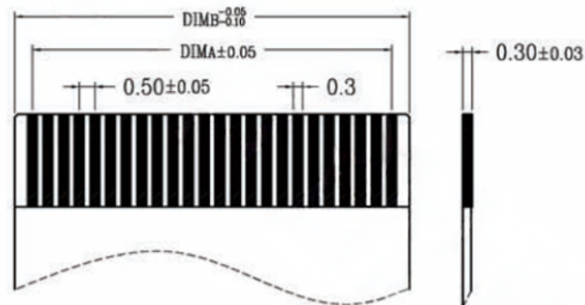
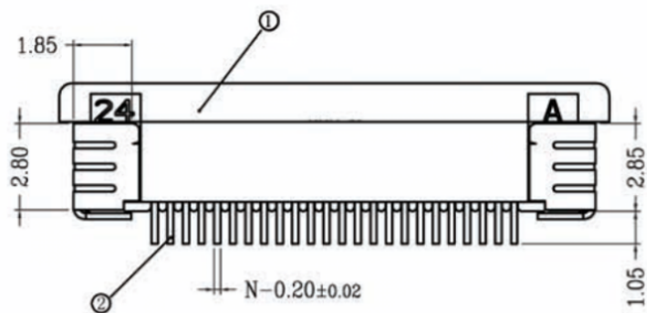
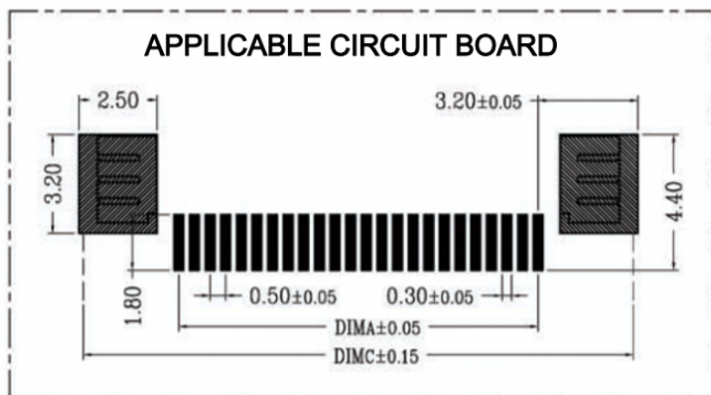


SECTION A-A



SUITABLE FLAT LINE



APPLICABLE CIRCUIT BOARD

NO.	TITLE	MATERIAL
①	0.5 Pull Three Generations Of Rubber Core(H2.0)	LCP UL94V-0 True Colour
②	0.5 Pull Three Generations Of Upper Terminal(H2.0)	Phosphorus Bronze / Surface Tin Plating
③	0.5 Pull Three Generations Of End Cover(H2.0)	LCP UL94V-0 Black
④	0.5 Pull Three Generations Of Soldering Lug(H2.0)	Brass / Surface Tin Plating

CKT	DIM A	DIM B	DIM C	DIM D	CKT	DIM A	DIM B	DIM C	DIM D
1	1.50	2.56	7.60		33	16.00	17.06	22.10	5.20
5	2.00	3.06	8.10		34	16.50	17.56	22.60	
6	2.50	3.56	8.60		35	17.00	18.06	23.10	
7	3.00	4.06	9.10		36	17.50	18.56	23.60	
8	3.50	4.56	9.60		37	18.00	19.06	24.10	
9	4.00	5.06	10.10		38	18.50	19.56	24.60	
10	4.50	5.56	10.60		39	19.00	20.06	25.10	
11	5.00	6.06	11.10		40	19.50	20.56	25.60	
12	5.50	6.56	11.60		41	20.00	21.06	26.10	
13	6.00	7.06	12.10		42	20.50	21.56	26.60	
14	6.50	7.56	12.60		43	21.00	22.06	27.10	
15	7.00	8.06	13.10		44	21.50	22.56	27.60	
16	7.50	8.56	13.60		45	22.00	23.06	28.10	
17	8.00	9.06	14.10		46	22.50	23.56	28.60	
18	8.50	9.56	14.60	5.20	47	23.00	24.06	29.10	5.75
19	9.00	10.06	15.10		48	23.50	24.56	29.60	
20	9.50	10.56	15.60		49	24.00	25.06	30.10	
21	10.00	11.06	16.10		50	24.50	25.56	30.60	
22	10.50	11.56	16.60		51	25.00	26.06	31.10	
23	11.00	12.06	17.10		52	25.50	26.56	31.60	
24	11.50	12.56	17.60		53	26.00	27.06	32.10	
25	12.00	13.06	18.10		54	26.50	27.56	32.60	
26	12.50	13.56	18.60		55	27.00	28.06	33.10	
27	13.00	14.06	19.10		56	27.50	28.56	33.60	
28	13.50	14.56	19.60		57	28.00	29.06	34.10	
29	14.00	15.06	20.10		58	28.50	29.56	34.60	
30	14.50	15.56	20.60		59	29.00	30.06	35.10	
31	15.00	16.06	21.10		60	29.50	30.56	35.60	
32	15.50	16.56	21.60						

Specification:

1. The surface of the plastic parts should be smooth, hairless, no obvious shrinkage defects, cracks and other phenomena.
2. Temperature Range: -25°C~85°C
3. Rated Voltage: 50V, AC/DC (Equivalent)
4. Contact Resistance : ≤0.03Ω
5. Insulation Resistance : ≥500MΩ

TOLERANCE	
X±.50	XX±.10
X±.20	XXX±.05
ANGLE	±1°

Shenzhen Kinghelm Electronics Co., Ltd		www.kinghelm.net	
KH-CL0.5-H2.0-31PS		0755-83044319	
TITLE 0.5 Pitch Pull And Pull Three Horizontal Upper Connection(H=2.0)		DRAWING HJJ	
DWG.NO 2047-XXXX		CHECKED LJR	
SCALE 1:1		Approved DKC	
UNITS mm	SHEET 1 OF 1	SIZE A4	REV 1