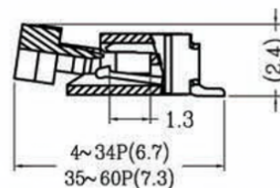
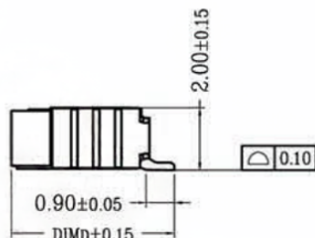
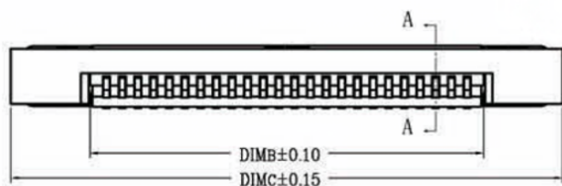
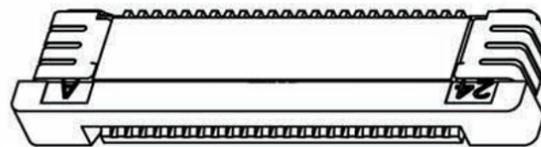
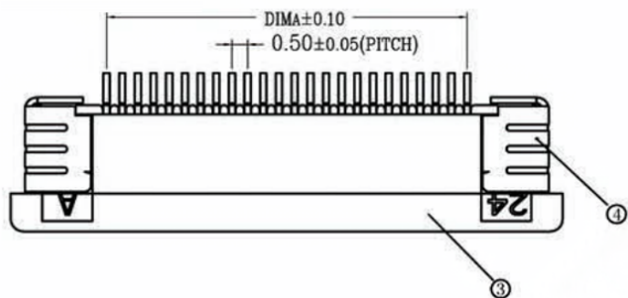
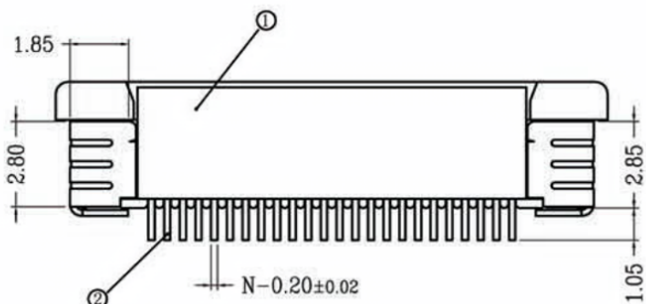


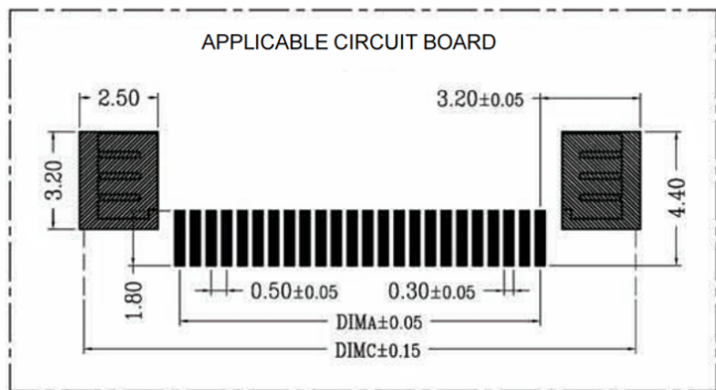
Kinghelm®



SECTION A-A



SUITABLE FLAT LINE



| NO. | TITLE | MATERIAL |
|-----|--|---|
| ① | 0.5 Pull Three Generations Of Rubber Core(H2.0) | LCP UL94V-0 True Colour |
| ② | 0.5 Pull Three Generations Of Lower Terminal(H2.0) | Phosphorus Bronze / Surface Tin Plating |
| ③ | 0.5 Pull Three Generations Of End Cover(H2.0) | LCP UL94V-0 Black |
| ④ | 0.5 Pull Three Generations Of Soldering Lug(H2.0) | Brass / Surface Tin Plating |

| CKT | DIM A | DIM B | DIM C | DIM D | CKT | DIM A | DIM B | DIM C | DIM D |
|-----|-------|-------|-------|-------|-----|-------|-------|-------|-------|
| 1 | 1.50 | 2.56 | 7.60 | | 33 | 16.00 | 17.06 | 22.10 | 5.20 |
| 5 | 2.00 | 3.06 | 8.10 | | 34 | 16.50 | 17.56 | 22.60 | |
| 6 | 2.50 | 3.56 | 8.60 | | 35 | 17.00 | 18.06 | 23.10 | |
| 7 | 3.00 | 4.06 | 9.10 | | 36 | 17.50 | 18.56 | 23.60 | |
| 8 | 3.50 | 4.56 | 9.60 | | 37 | 18.00 | 19.06 | 24.10 | |
| 9 | 4.00 | 5.06 | 10.10 | | 38 | 18.50 | 19.56 | 24.60 | |
| 10 | 4.50 | 5.56 | 10.60 | | 39 | 19.00 | 20.06 | 25.10 | |
| 11 | 5.00 | 6.06 | 11.10 | | 40 | 19.50 | 20.56 | 25.60 | |
| 12 | 5.50 | 6.56 | 11.60 | | 41 | 20.00 | 21.06 | 26.10 | |
| 13 | 6.00 | 7.06 | 12.10 | | 42 | 20.50 | 21.56 | 26.60 | |
| 14 | 6.50 | 7.56 | 12.60 | | 43 | 21.00 | 22.06 | 27.10 | |
| 15 | 7.00 | 8.06 | 13.10 | | 44 | 21.50 | 22.56 | 27.60 | |
| 16 | 7.50 | 8.56 | 13.60 | | 45 | 22.00 | 23.06 | 28.10 | |
| 17 | 8.00 | 9.06 | 14.10 | | 46 | 22.50 | 23.56 | 28.60 | |
| 18 | 8.50 | 9.56 | 14.60 | 5.20 | 47 | 23.00 | 24.06 | 29.10 | 5.75 |
| 19 | 9.00 | 10.06 | 15.10 | | 48 | 23.50 | 24.56 | 29.60 | |
| 20 | 9.50 | 10.56 | 15.60 | | 49 | 24.00 | 25.06 | 30.10 | |
| 21 | 10.00 | 11.06 | 16.10 | | 50 | 24.50 | 25.56 | 30.60 | |
| 22 | 10.50 | 11.56 | 16.60 | | 51 | 25.00 | 26.06 | 31.10 | |
| 23 | 11.00 | 12.06 | 17.10 | | 52 | 25.50 | 26.56 | 31.60 | |
| 24 | 11.50 | 12.56 | 17.60 | | 53 | 26.00 | 27.06 | 32.10 | |
| 25 | 12.00 | 13.06 | 18.10 | | 54 | 26.50 | 27.56 | 32.60 | |
| 26 | 12.50 | 13.56 | 18.60 | | 55 | 27.00 | 28.06 | 33.10 | |
| 27 | 13.00 | 14.06 | 19.10 | | 56 | 27.50 | 28.56 | 33.60 | |
| 28 | 13.50 | 14.56 | 19.60 | | 57 | 28.00 | 29.06 | 34.10 | |
| 29 | 14.00 | 15.06 | 20.10 | | 58 | 28.50 | 29.56 | 34.60 | |
| 30 | 14.50 | 15.56 | 20.60 | | 59 | 29.00 | 30.06 | 35.10 | |
| 31 | 15.00 | 16.06 | 21.10 | | 60 | 29.50 | 30.56 | 35.60 | |
| 32 | 15.50 | 16.56 | 21.60 | | | | | | |

Specification:

1. The surface of the plastic parts should be smooth, hairless, no obvious shrinkage defects, cracks and other phenomena.
2. Temperature Range: -25°C~85°C
3. Rated Voltage: 50V, AC/DC (Equivalent)
4. Contact Resistance : ≤0.03Ω
5. Insulation Resistance : ≥500MΩ

TOLERANCE
 X±.50 XX±.10
 X±.20 ,XXX±.60
 ANGLE ±1°

| | | | |
|--|-----------|------------------|--------|
| Shenzhen Kinghelm Electronics Co., Ltd | | www.kinghelm.net | |
| KH-CL0.5-H2.0-35PIN | | 0755-83044319 | |
| TITLE | | DRAWING | WT |
| DWG.NO | 2046-XXXX | CHECKED | WP |
| SCAIE | 1:1 | UNITS | mm |
| | | Approved | HZM |
| | | SHEET | 1 OF 1 |
| | | SIZE | A4 |
| | | REV | 1 |