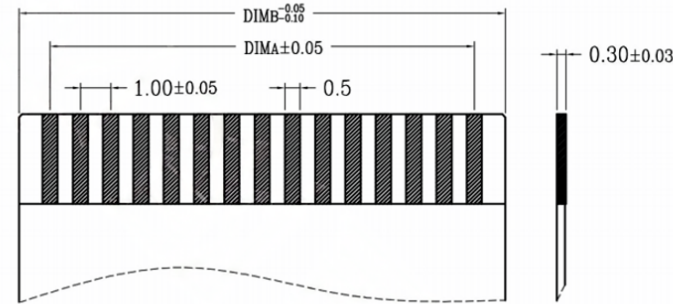
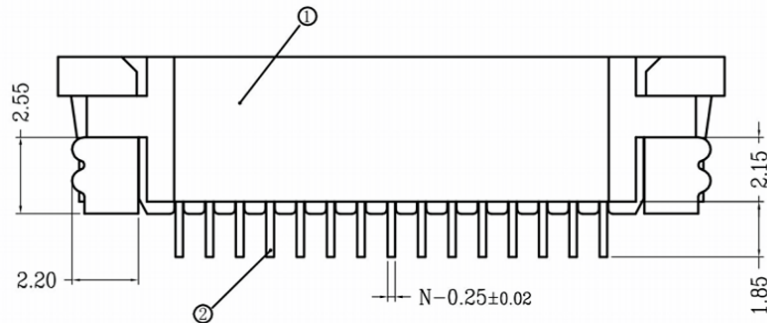
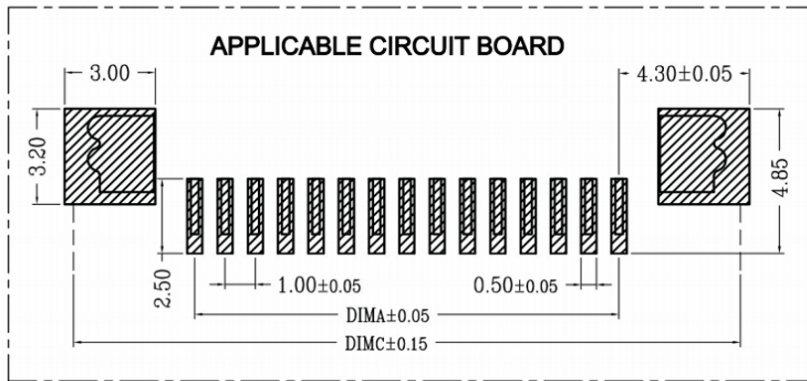


SECTION A-A



SUITABLE FLAT LINE



NO.	TITLE	MATERIAL
①	1.0 Type K Rubber Core(H2.5)	LCP UL94V-0 True Colour
②	1.0 Type K Lower Terminal(H2.5)	Phosphorus Bronze / Surface Tin Plating
③	1.0 Type K Back Cover(H2.5)	LCP UL94V-0 Black
④	1.0 Type K Horizontal Solder(H2.5)	Brass / Surface Tin Plating

CKT	DIM A	DIM B	DIM C
4	3.00	5.03	11.00
5	4.00	6.03	12.00
6	5.00	7.03	13.00
7	6.00	8.03	14.00
8	7.00	9.03	15.00
9	8.00	10.03	16.00
10	9.00	11.03	17.00
11	10.00	12.03	18.00
12	11.00	13.03	19.00
13	12.00	14.03	20.00
14	13.00	15.03	21.00
15	14.00	16.03	22.00
16	15.00	17.03	23.00
17	16.00	18.03	24.00
18	17.00	19.03	25.00
19	18.00	20.03	26.00
20	19.00	21.03	27.00
21	20.00	22.03	28.00
22	21.00	23.03	29.00
23	22.00	24.03	30.00
24	23.00	25.03	31.00
25	24.00	26.03	32.00
26	25.00	27.03	33.00
27	26.00	28.03	34.00
28	27.00	29.03	35.00
29	28.00	30.03	36.00
30	29.00	31.03	37.00
31	30.00	32.03	38.00
32	31.00	33.03	39.00
33	32.00	34.03	40.00
34	33.00	35.03	41.00
35	34.00	36.03	42.00
36	35.00	37.03	43.00
37	36.00	38.03	44.00
38	37.00	39.03	45.00
39	38.00	40.03	46.00
40	39.00	41.03	47.00

Specification:

1. The surface of the plastic parts should be smooth, hairless, no obvious shrinkage defects, cracks and other phenomena.
2. Temperature Range: -25°C~85°C
3. Rated Voltage: 50V, AC/DC (Equivalent)
4. Contact Resistance : ≤0.03Ω
5. Insulation Resistance : ≥500MΩ

TOLERANCE	
X±.50	.XX±.10
.X±.20	.XXX±.05
ANGLE	±1°

Shenzhen Kinghelm Electronics Co., Ltd		www.kinghelm.net	
KH-CL1.0-H2.5-27PIN		0755-83044319	
TITLE	1.0 Pitch Type K Horizontal Under Connection(H=2.5)	DRAWING	WT
DWG.NO	2050-XXXX	CHECKED	WP
SCALE	1:1	APPROVED	HZM
UNITS	mm	SHEET	SIZE/REV
		1 OF 1	A4 / 1