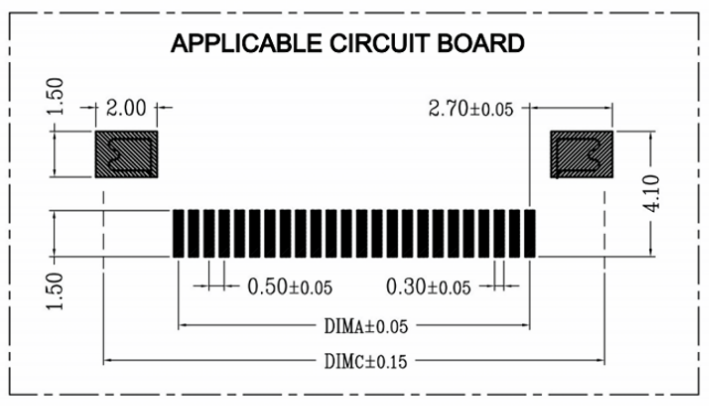
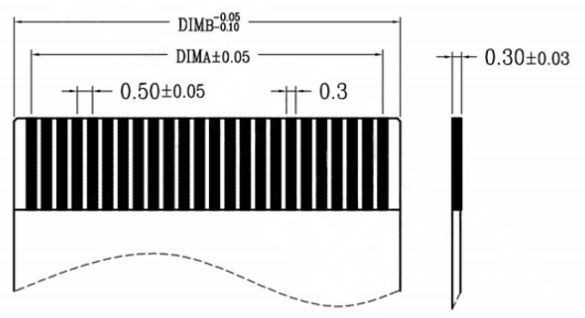
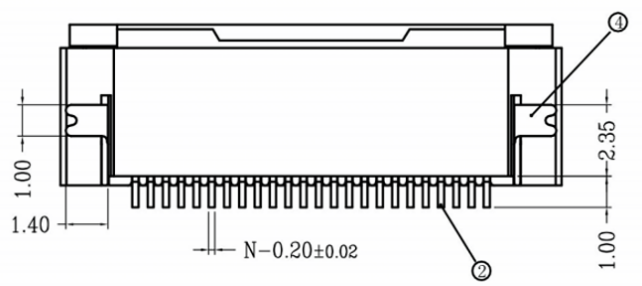
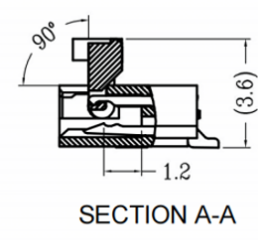
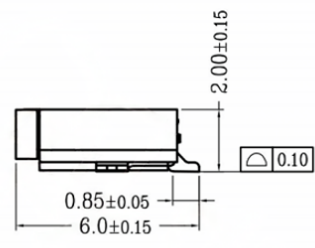
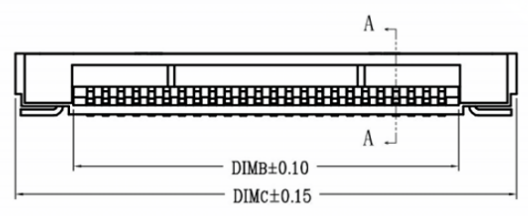
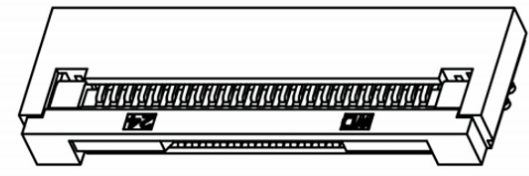
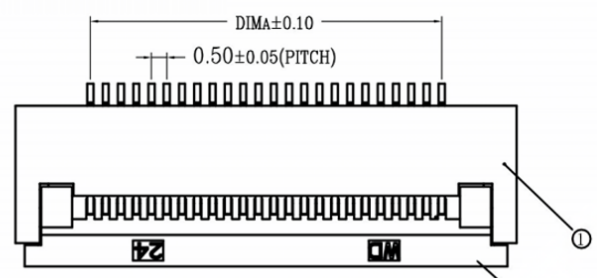


Kinghelm®

NO.	TITLE	MATERIAL
①	0.5 Cover The Rubber Core(H2.0)	LCP UL94V-0 True Colour
②	0.5 Cover Terminal(H2.0)	Phosphorus Bronze / Surface Tin Plating
③	0.5 Lift The Back Cover(H2.0)	LCP UL94V-0 Black
④	0.5 Open Cover Weld(H2.0)	Brass / Surface Tin Plating



CKT	DIMA	DIMB	DIMC	CKT	DIMA	DIMB	DIMC
4	1.50	2.60	6.40	33	16.00	17.10	20.90
5	2.00	3.10	6.90	34	16.50	17.60	21.40
6	2.50	3.60	7.40	35	17.00	18.10	21.90
7	3.00	4.10	7.90	36	17.50	18.60	22.40
8	3.50	4.60	8.40	37	18.00	19.10	22.90
9	4.00	5.10	8.90	38	18.50	19.60	23.40
10	4.50	5.60	9.40	39	19.00	20.10	23.90
11	5.00	6.10	9.90	40	19.50	20.60	24.40
12	5.50	6.60	10.40	41	20.00	21.10	24.90
13	6.00	7.10	10.90	42	20.50	21.60	25.40
14	6.50	7.60	11.40	43	21.00	22.10	25.90
15	7.00	8.10	11.90	44	21.50	22.60	26.40
16	7.50	8.60	12.40	45	22.00	23.10	26.90
17	8.00	9.10	12.90	46	22.50	23.60	27.40
18	8.50	9.60	13.40	47	23.00	24.10	27.90
19	9.00	10.10	13.90	48	23.50	24.60	28.40
20	9.50	10.60	14.40	49	24.00	25.10	28.90
21	10.00	11.10	14.90	50	24.50	25.60	29.40
22	10.50	11.60	15.40	51	25.00	26.10	29.90
23	11.00	12.10	15.90	52	25.50	26.60	30.40
24	11.50	12.60	16.40	53	26.00	27.10	30.90
25	12.00	13.10	16.90	54	26.50	27.60	31.40
26	12.50	13.60	17.40	55	27.00	28.10	31.90
27	13.00	14.10	17.90	56	27.50	28.60	32.40
28	13.50	14.60	18.40	57	28.00	29.10	32.90
29	14.00	15.10	18.90	58	28.50	29.60	33.40
30	14.50	15.60	19.40	59	29.00	30.10	33.90
31	15.00	16.10	19.90	60	29.50	30.60	34.40
32	15.50	16.60	20.40				

Specification:

- The surface of the plastic parts should be smooth, hairless, no obvious shrinkage defects, cracks and other phenomena
- Temperature Range: -25°C~85°C
- Rated Voltage: 50V, AC/DC (Equivalent)
- Contact Resistance: ≤0.03Ω
- Insulation Resistance: ≥500MΩ

TOLERANCE	
X.±.50	.XX±.10
.X±.20	.XXX±.05
ANGLE	±1°

Shenzhen Kinghelm Electronics Co., Ltd		www.kinghelm.net	
KH-FG0.5-H2.0-9PIN		0755-83044319	
TITLE 0.5 Pitch Open Cover Horizontal Bottom Connection(H=2.0)		DRAWING WT	
DWG.NO 2045-XXXX		CHECKED WP	
SCALE 1:1		APPROVED HJM	
UNITS mm	SHEET 1 OF 1	SIZE A4	REV 1