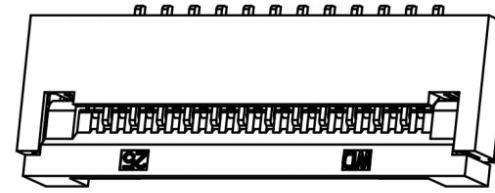
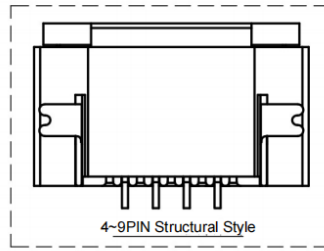
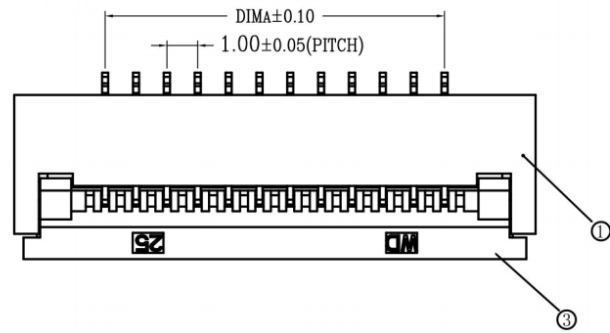
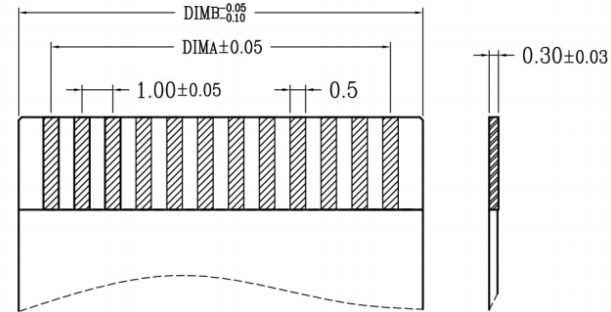
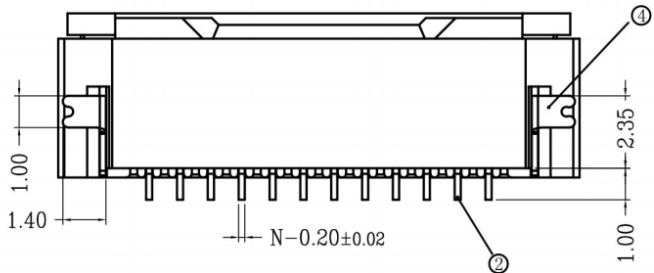
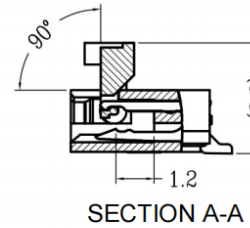
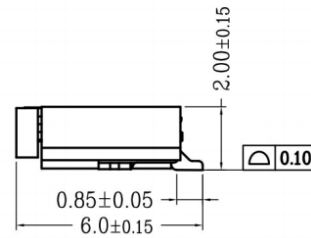
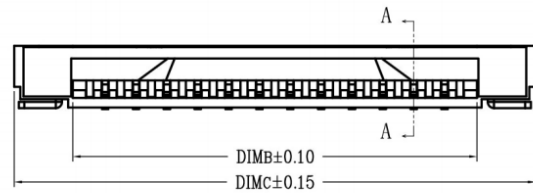


EDITION	CHANGE SUMMERY	DATE	NO.	TITLE	MATERIAL
1	ADD PART NUMBER DESCRIPTION	2015/1/28			



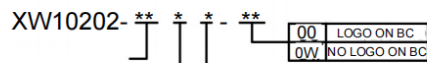
①	0.5 Cover The Rubber Core(H2.0)	LCP UL94V-0 True Colour
②	0.5 Cover Terminal(H2.0)	Phosphorus Bronze / Surface Tin Plating
③	0.5 Lift The Back Cover(H2.0)	LCP UL94V-0 Black
④	0.5 Open Cover Weld(H2.0)	Brass / Surface Tin Plating



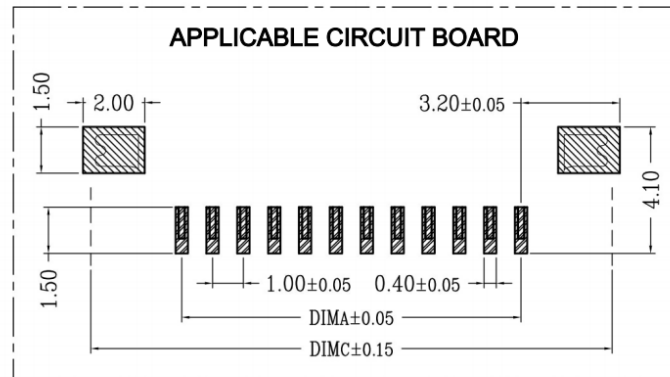
CKT	DIMA	DIMB	DIMC
4	3.00	5.10	8.90
5	4.00	6.10	9.90
6	5.00	7.10	10.90
7	6.00	8.10	11.90
8	7.00	9.10	12.90
9	8.00	10.10	13.90
10	9.00	11.10	14.90
11	10.00	12.10	15.90
12	11.00	13.10	16.90
13	12.00	14.10	17.90
14	13.00	15.10	18.90
15	14.00	16.10	19.90
16	15.00	17.10	20.90
17	16.00	18.10	21.90
18	17.00	19.10	22.90
19	18.00	20.10	23.90
20	19.00	21.10	24.90
21	20.00	22.10	25.90
22	21.00	23.10	26.90
23	22.00	24.10	27.90
24	23.00	25.10	28.90
25	24.00	26.10	29.90
26	25.00	27.10	30.90
27	26.00	28.10	31.90
28	27.00	29.10	32.90
29	28.00	30.10	33.90
30	29.00	31.10	34.90

Specification:

- The surface of the plastic parts should be smooth, hairless, no obvious shrinkage defects, cracks and other phenomena
- Temperature Range: -25°C~85°C
- Rated Voltage: 50V, AC/DC (Equivalent)
- Contact Resistance: ≤0.03Ω
- Insulation Resistance: ≥500MΩ
- Dwg.No:



- PLATING**
- 0: TERMINAL FULL MIST TIN
 - R: TAPE&REEL
 - 1: TERMINAL METAL(G/F OVERALL)
 - 5: TERMINAL HALF-AUSN
- PACKING**
- T: TUBE
 - R: TAPE & REEL5



Shenzhen Kinghelm Electronics Co., Ltd		www.kinghelm.net	
KH-FG1.0-H2.0-27PIN		0755-83044319	
TITLE 1.0 Pitch Open Cover Horizontal Bottom Connection(H=2.0)		DRAWING ANLAN	
DWG.NO XW10202-****-**		CHECKED WT	
SCALE 1:1		APPROVED HZM	
UNITS mm	1:1	SHEET 1 OF 1	SIZE/REV A4 / A

TOLERANCE	
X±.50	XX±.10
X±.20	XXX±.05
ANGLE	±1°