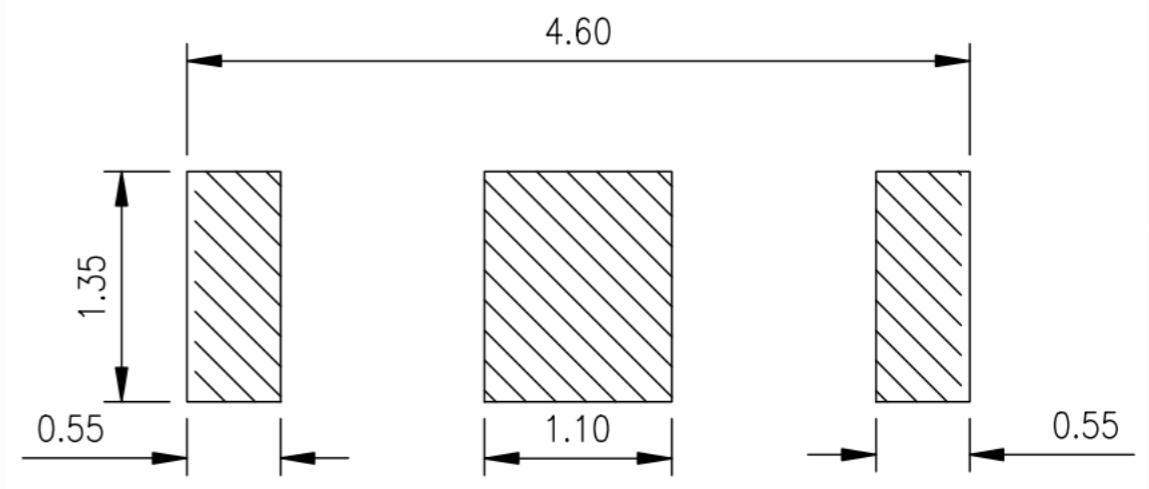
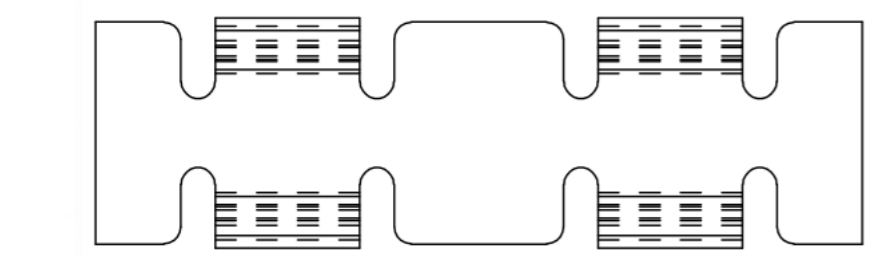
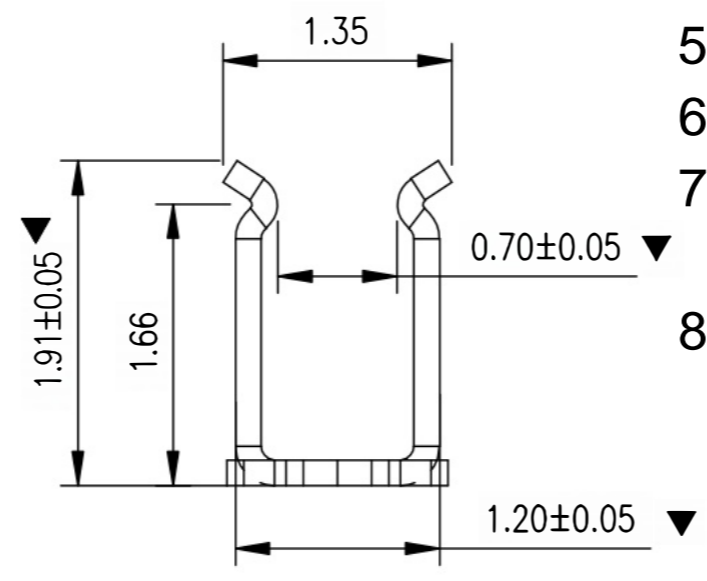
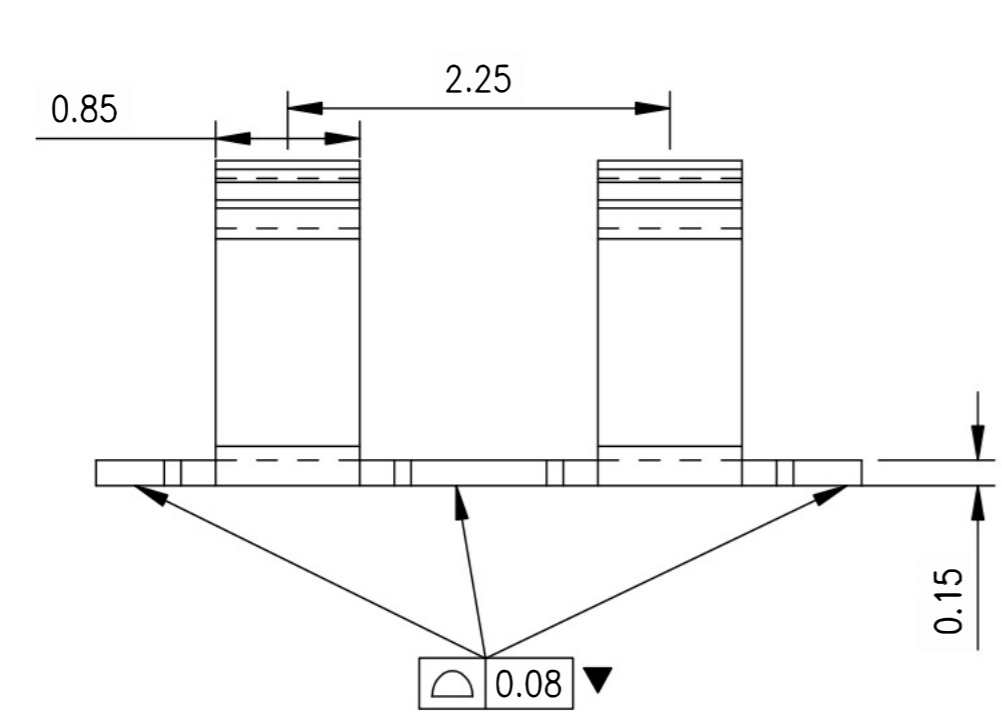
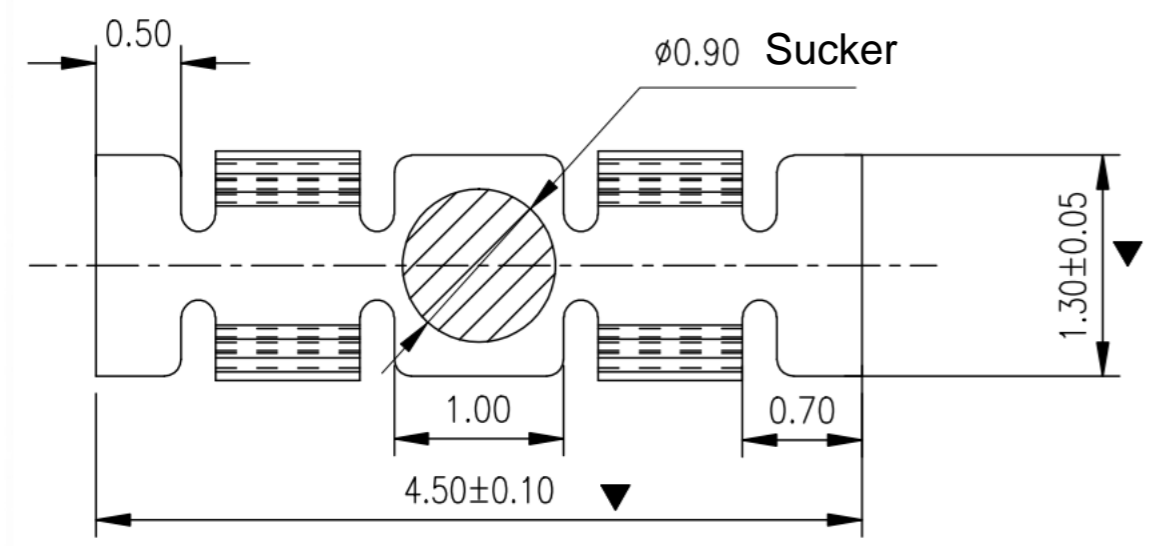


Rev	ECN Number	Description	Date	Drawn	Checked	Approved

Technical Specification

1. Material: Stainless steel SUS301, $T=0.15 \pm 0.005$.
- ▼ 2. The soldering and contact surfaces of the terminal must be free from burrs, maximum burr size of 0.03mm allowed on other parts.
3. Torsion: 45° per 1000mm, Arch: 5mm per 1000mm.
4. Dimensions marked with ▼ are critical for control and inspection.
5. Unmarked R MAX R0.13.
6. The plating must pass a 24-hour salt spray test.
7. Life test > 20, 000 cycles, product spring force requirement between 60gf to 80gf.
8. Nickel base 50-80 U" min; outer surface of the product is tinned around 80-100U" min.



Welding Chassis Dimensions
Dimensional Tolerances ± 0.05

Diagram for Customer RF Cable Can Clip L4.5*W1.30*H1.90	General Tolerance		Scale: 1:1	Drawn	Date	DWG. No. 681-0077A-01	Shenzhen Kinghelm Electronics Co.,Ltd	www.kinghelm.net	REV. A
	XX. ± 0.35								
	X. ± 0.35	X.° $\pm 2.0^\circ$	Unit: mm	Check	Date	Parts No. (Intended Use) 0077A1	KH-PBJ-45135191	0755-28190160	Sheet 1/2
	.X ± 0.25	.X° $\pm 1.0^\circ$	Size: A4	Approved	Date				